




METER BOX
FRAMES AND
COVERS



Pollardwater.com
THE PROFESSIONAL'S CHOICE
www.pollardwater.com
TOLL FREE 800-437-1146



A.Y. McDONALD MFG. CO.
WATER SERVICE PRODUCTS

■ Contents



- Features3
- Materials3
- Installations4
- Meter Reading Covers5
- Model Numbers6
- Series 74MA Recessed Covers & Frames7
- Series 74MC Non-Recessed Covers & Frames7
- Series 74MW Recessed Cover with Inner Lid,
Series 74MX Non-Recessed Cover
with Hinged Frame8
- Series 74MAC Recessed Cover with Spiked Frame9
- Extension Rings9
- Series 74M - Monitor Cover, Riser & Flange10
- Series 74MPR - Pit Ring and Cover10
- Covers and Inner Lids Only11
- Frames and Accessories12

■ General Information

A.Y. McDonald Mfg. Co. is pleased to offer a superior quality, competitively priced line of cast iron meter box frames and covers.

This fine line of products is designed for lawn and sidewalk installations. Contact factory for interchangeability with other manufacturers.

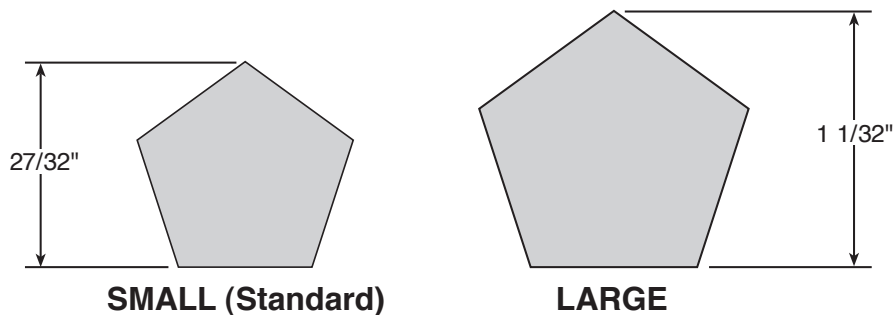
■ Features

- Extra heavy covers available. Contact factory.
- Both flush and recessed covers available.
- Frames have cast in centering lugs for tile.
- Covers can be supplied for use with remote read meters.
- Covers can be private labeled (minimum order quantity is required). Contact factory.
- Cast iron riser rings available with inner lid for use in colder climates.
- Locking worm gear swedged onto bronze pentagon bolt.
- Pentagon bolt available in two sizes.
- Extension rings available for 18" and 20" frames.

■ Materials

- Gray cast iron.
- Black paint coating.
- Bronze pentagon bolt/lifter style.
- Cast iron worm gear lock swedged to bronze pentagon bolt.
- Washers (1) copper (1) plastic.

■ Pentagon Bolts

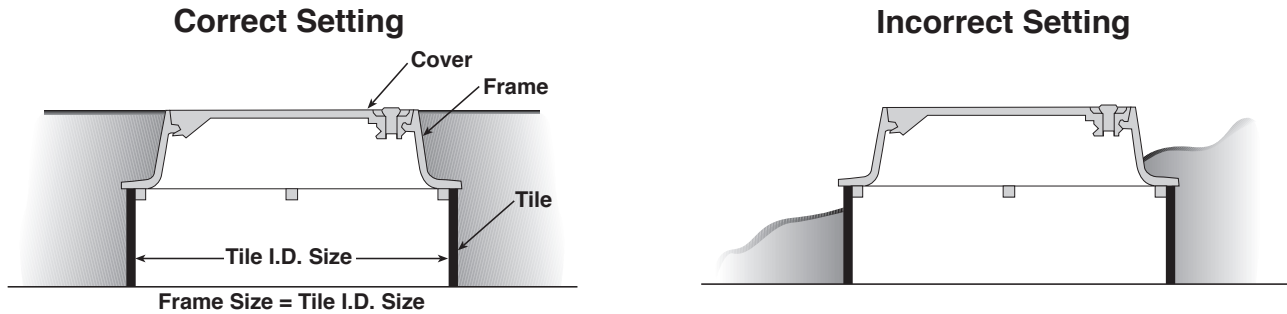


- Small water works pentagon bolt furnished as standard.
- Large pentagon bolt available. ("LB" Option)

Meter Box Frames and Covers

General Information

Meter Box Frames and Covers Installation



1. Make sure the frame and cover fits securely onto the meter pit. A.Y. McDonald Mfg. Co. frames have positioning lugs that extend from bottom of frame to prevent the frame from sliding off of the meter pit.
2. Backfill around the frame and make certain the grade is level with the top of the cover. This will help avoid a tripping hazard.
3. Install cover onto frame and lock securely into place. Standard locking style covers are preferred in order to prevent unauthorized removal which could cause a safety hazard. If a lockless style cover is specified, make certain it fits properly into the frame and is not subject to sliding or tipping out of position. Lockless lids have extra long alignment lugs to help keep the lid in place.
4. Frames and covers are designed as a unit and it is not a good practice to intermingle frames and covers from various manufacturers. User assumes all risk of mixing A.Y. McDonald frame and cover with another manufacturer's frame and cover.
5. Check on a regular basis to ensure proper operation of locking devices and to make certain the meter box cover remains at ground level.



All locking covers feature a unique "worm" type gear. Two things happen as the key is turned and the cover is opened:

1. The cast iron worm gear rotates, applying a powerful screwjack action between the cover and frame to break any seal of ice or dirt,

and

2. The key attaches itself to the bronze pentagon bolt, forming a lifter handle for the cover, then automatically disengages from the bolt as the cover is locked.



Frame



Cover

General Information



A.Y. McDonald Mfg. Co. Electronic Meter Reading covers

A.Y. McDonald Mfg. Co. covers are available with cast holes for a remote electronic meter reading module. These covers are especially configured for this purpose, and are manufactured so that the electronic meter reading module will seat against a flat surface.

To Order: For Single Hole Electronic Meter Reading Covers, add one Catalog Number Suffix letter (see table) to the Model Number.

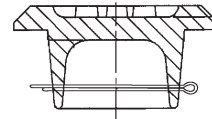
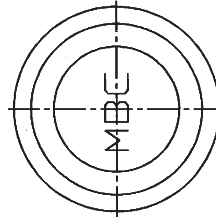
Example: When adding a Single Hole to a 74M32W frame and cover (for the installation of a single TouchRead™ module) the model number would be **74M32WT**. Add two T's for a Double Hole Electronic Meter Reading Cover. For example, **74M32WTT**.

Electronic Meter Reading Cover with Removable Plug

An optional cast iron plug (removable for future electronic meter reading module installations) is available for all electronic meter reading covers. This option is designated with a "TP" for a single hole with plug cover, or a "TTPP" for a double hole with double plug cover. **Example: 74M32WTP.**

NOTE: Not all holes available on all covers.

Cast Iron Plug



74MCIPL -
Cast iron plug
with cotter pin

Options for Electronic Meter Read Modules

MANUFACTURER	TRADE NAME	METER COVER HOLE SIZE	MODULE HEIGHT AND (DIAMETER)*	CATALOG NUMBER OPTION CODE	
				OFFSET RIGHT SINGLE HOLE	DOUBLE HOLE
Badger	Trace	2"	4-9/10" (3-3/5")	-T	-TT
Kent	Scan Coder	2"	2-1/2" (1-7/16")	-T	-TT
Schlumberger	Mini Pit Pro Read	2"	2" (2")	-T	-TT
Sensus	TouchRead	2"	4-3/4" (1-3/4 to 2-3/4")	-T	-TT

*These measurements approximate the module space requirements inside the meter pit.

Height measurement is from top of cover to bottom of module.

Cover thickness may determine the exact module extension into the meter pit.

Meter Box Frames and Covers

General Information

Meter Box Frames and Covers Numbering System

Order meter box frames and covers according to the following numbering system to get the correct product.

Series 74M
Meter Box Frames and Covers

Model 74M31ATT means:



Assembly Styles

A - Recessed Cover and Frame

- 1A - 8" A cover, 15" frame
- 31A - 11 1/2" A cover, 15" frame
- 32A - 11 1/2" A cover, 18" frame
- 3A - 11 1/2" A cover, 20" frame
- 4A - 11 1/2" A cover, 21" frame
- 53A - 15" A cover, 20" frame

- AL8 - 8" A cover only
- AL95 - 9 1/2" A cover only
- AL115 - 11 1/2" A cover only
- AL15 - 15" A cover only

- AF15X8 - 15" A frame for 8" A cover
- AF15 - 15" A frame only
- AF18 - 18" A frame only
- AF20 - 20" A frame only
- AF21 - 21" A frame only
- AF20X15 - 20" X 15" A frame only

C - Non-recessed Cover and Frame

- 12C - 8" C cover, 18" frame
- 31C - 11 1/2" C cover, 15" frame
- 32C - 11 1/2" C cover, 18" frame
- 3C - 11 1/2" C cover, 20" frame
- 4C - 11 1/2" C cover, 21" frame
- 52C - 15" C cover, 18" frame
- 53C - 15" C cover, 20" frame

- CL8 - 8" C cover only
- CL115 - 11 1/2" C cover only
- CL15 - 15" C cover only

- CF18X8 - 18" x 8" C frame only
- CF15 - 15" C frame only
- CF18 - 18" C frame only
- CF20 - 20" C frame only
- CF21 - 21" C frame only
- CF18X15 - 18" x 15" C frame only
- CF20X15 - 20" x 15" C frame only

W - Recessed Cover with Inner Lid, Riser and Frame

- 31W - 11 1/2" A cover, 15" frame, and plastic inner lid
- 32W - 11 1/2" A cover, 18" frame, and plastic inner lid
- 3W - 11 1/2" A cover, 20" frame, and plastic inner lid
- 4W - 11 1/2" A cover, 21" frame, and plastic inner lid

- AL115 - 11 1/2" A cover only

- WF15 - 15" W frame only
- WF18 - 18" W frame only
- WF20 - 20" W frame only
- WF21 - 21" W frame only
- WR - 5 1/2" x 11 1/2" riser ring

- AIL - Aluminum inner lid only
- PIL - Plastic inner lid only

X - Non-recessed Cover with Hinged Frame

- 32X - 11 1/2" X cover, 18" frame
- 43X - 13 1/2" X cover, 20" frame

- XL115 - 11 1/2" X cover only
- XL135 - 13 1/2" X cover only

- XF18 - 18" X frame only
- XF20X135 - 20"x13 1/2" X frame only

AC - Recessed Cover with Spiked Frame

- 32AC - 11 1/2" C cover, 18" frame, spiked frame
- 3AS - 11 1/2" A cover, 20" frame, spiked frame

- CL115 - 11 1/2" C cover, 18" frame
- AL115 - 11 1/2" A cover, 20" frame

- ACF18 - 18" AC frame only
- ASF20 - 20" AS frame only

Monitor Cover, Riser Ring and Flange

- 24 - 24" I.D. meter box size; cover
- 30 - 30" I.D. meter box size; cover
- 36 - 36" I.D. meter box size; cover

- L20 - 20" standard monitor cover only

- F1000 - 24" monitor flange only
- F1010 - 30" monitor flange only
- F1020 - 36" monitor flange only

- R1000 - Riser ring

- RH - Riser ring and extra heavy 20" monitor cover only
- RL - Riser ring and monitor cover (no flange)

- IL - 20" cast iron inner lid only

Round Pit Rings and Covers

- PR10 - 20" standard cover and ring
- PR11 - 20" extra heavy cover and ring
- PR12 - 20" double extra heavy cover and ring

- R1010 - 20" pit ring frame only

- L20 - 20" standard monitor cover only

Extension Rings

- X1 - 18" opening, 24" tile I.D. size
- X2 - 20" opening, 24" tile I.D. size
- X3 - 18" opening, 30" tile I.D. size
- X4 - 20" opening, 30" tile I.D. size
- X5 - 20" opening, 36" tile I.D. size
- X6 - 18" opening, 36" tile I.D. size

Options

- A - Aluminum inner lid with assembly
- CV1300 - Special oval lid with recessed hole
- D - 2 1/4" center hole
- E - Non-locking cover with hook
- H - Extra heavy monitor cover
- HH - Double extra heavy monitor cover
- IL - 20" cast iron inner lid only
- LB - Large pentagon bolt
- N - Non-locking cover
- NL - Nonlocking-Less bolt and worm gear
- P - Plug assembled in cover hole
- PP - Two plugs assembled in offset holes
- R - Recessed cover with touch pad option
- RB - Recessed touch pad option (7")
- RG - Oblong 2" hole
- RR - Double recessed touch pad option (4 1/2")
- S - Recessed 4.15 diameter pad
- SW - Sewer special
- T - Offset right single hole
- TC - Center hole
- TT - Two offset holes

NOTE: ALL LID OPTIONS ARE NOT AVAILABLE ON ALL MODELS.

Accessories

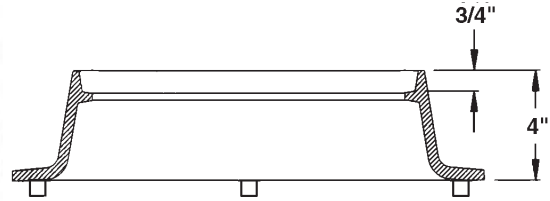
- CIPL - Cast iron plug and cotter pin assembly only
- CW - Copper washer
- G - Cast iron worm gear
- LB - Large pentagon bolt
- PW - Plastic washer
- SB - Small pentagon bolt
- KEY - Combination key
- SBA - Small bolt assembly
- LBA - Large bolt assembly
- PN - Cotter pin
- WR - 5 1/2" riser ring for A and W frame

Series 74MA • Recessed Cover & Frame

- Designed primarily for lawn and sidewalk installations.

NEW

***Note:** For heavy duty 74M32A - change "M" to "H" (Example: 74H32A)



Meter Box Cover

- Designed to fit into meter box frames.

Meter Box Frame

- Allows an 11 1/2" or 15" clear opening.
- Centering lugs for 15", 18", 20", or 21" tiles.

FRAME AND COVER MODEL NUMBERS

COVER SIZE	TILE SIZE	BASIC MODEL NO.	OPTIONS (Add To Model Number)											
			LARGE BOLT	RECESSED TOUCH PAD	OFFSET RIGHT SINGLE HOLE	DOUBLE HOLE	SINGLE CENTER HOLE	CAST IRON PLUG IN SINGLE HOLE	TWO PLUGS	SEWER SPECIAL	NO MARKING	NON-LOCKING COVER W/HOOK	7" RECESS	OBLONG HOLE
8"	15"	74M1A	LB	--	--	--	TC	P	--	SW	NM	--	--	--
9.5" Cover Only		74MAL95	LB	--	--	--	--	--	--	--	--	--	--	--
11 1/2"	15"	74M31A	LB	R	T	TT	TC	P	PP	--	--	E	RB	RG
11 1/2"	18"	74M32A*	LB	R	T•	TT•	TC•	P	PP	--	--	E	RB	RG•
11 1/2"	20"	74M3A	LB	R	T	TT	TC	P	PP	--	--	E	RB	RG
11 1/2"	21"	74M4A	LB	R	T	TT	TC	P	PP	--	--	E	RB	RG
15"	20"	74M53A	LB	--	T	TT	TC	P	--	--	--	--	--	--

*Available Lid options on "H" model 74H32A

Series 74MC • Non-Recessed Cover & Frame

- Designed primarily for lawn and sidewalk installations.



Meter Box Cover

- Designed to rest on top of meter frames.

Meter Box Frame

- Allows an 11 1/2" or 15" clear opening.
- Centering lugs for 15", 18", 20" or 21" tiles.

FRAME AND COVER MODEL NUMBERS

COVER SIZE	TILE SIZE	BASIC MODEL NO.	OPTIONS (Add To Model Number)												
			NON LOCKING	LARGE BOLT	RECESSED TOUCH PAD	DOUBLE RECESSED TOUCH PAD	OFFSET RIGHT SINGLE HOLE	DOUBLE HOLE	SINGLE CENTER HOLE	CAST IRON PLUG IN SINGLE HOLE	TWO PLUGS	SEWER SPECIAL	NON-LOCKING COVER W/HOOK	7" RECESS	OBLONG HOLE
8"	18"	74M12C	NL*	LB	R	--	--	TC	P	--	--	--	--	--	
11 1/2"	15"	74M31C	--	LB	R	RR	T	TT	TC	P	PP	SW	E	RB	RG
11 1/2"	18"	74M32C	--	LB	R	RR	T	TT	TC	P	PP	SW	E	RB	RG
11 1/2"	20"	74M3C	--	LB	R	RR	T	TT	TC	P	PP	SW	E	RB	RG
11 1/2"	21"	74M4C	--	LB	R	RR	T	TT	TC	P	PP	SW	E	RB	RG
15"	18"	74M52C	NL*	LB	--	--	T	TT	--	P	PP	--	--	--	--
15"	20"	74M53C	NL*	LB	--	--	T	TT	--	P	PP	--	--	--	--

*Less bolt and worm gear

Meter Box Frames and Covers

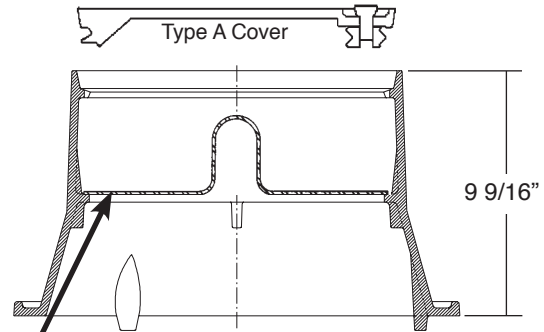
Series 74MW • Recessed Cover with Inner Lid, Riser & Frame

- Designed primarily for lawn and sidewalk installations.
- Inner lid coupled with dead air space provides greater frost protection.
- One-Piece Frame



INNER LID ONLY

- 74MPIL - Plastic
- 74MAIL - Aluminum
- 74MIL - Cast Iron



Meter Box Cover

- Designed to fit into meter box frames.
- Plastic inner lid is provided as standard.

Meter Box Frame

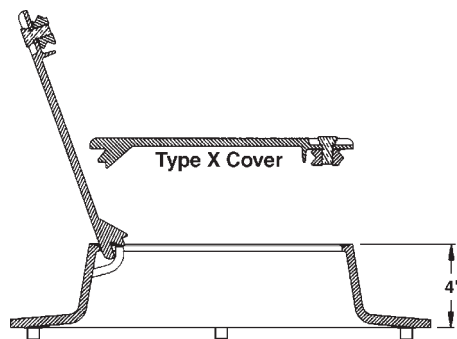
- Allows an 11 7/16" clear opening.
- Centering lugs for 15", 18", 20", or 21" tiles.
- Slotted to pass inner lid.

FRAME AND COVER MODEL NUMBERS

COVER SIZE	TILE SIZE	BASIC MODEL NO.	OPTIONS (Add To Model Number)										
			LARGE BOLT	RECESSED TOUCH PAD	OFFSET RIGHT SINGLE HOLE	DOUBLE HOLE	SINGLE CENTER HOLE	CAST IRON PLUG IN SINGLE HOLE	TWO PLUGS	ALUMINUM INNER LID	NON-LOCKING COVER W/ HOOK	7" RECESS	OBLONG HOLE
11 1/2"	15"	74M31W	LB	R	T	TT	TC	P	PP	A	E	RB	RG
11 1/2"	18"	74M32W	LB	R	T	TT	TC	P	PP	A	E	RB	RG
11 1/2"	20"	74M3W	LB	R	T	TT	TC	P	PP	A	E	RB	RG
11 1/2"	21"	74M4W	LB	R	T	TT	TC	P	PP	A	E	RB	RG

Series 74MX • Non-Recessed Cover with Hinged Frame

- Frame has an integral to support the cover in an open position.



Meter Box Cover

- Designed to rest on top of meter box frames.

Meter Box Frame

- Allows an 11 1/2" or 13 1/2" clear opening.
- Centering lugs for 18" and 20" tiles.

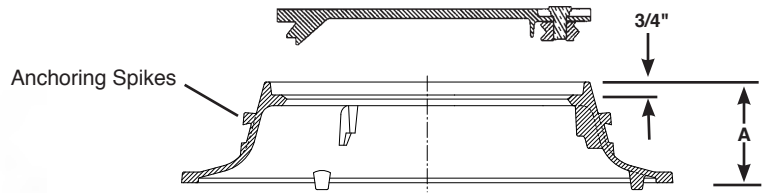
FRAME AND COVER MODEL NUMBERS

COVER SIZE	TILE SIZE	BASIC MODEL NO.	OPTIONS (Add To Model Number)								
			NON LOCKING	LARGE BOLT	OFFSET RIGHT SINGLE HOLE	DOUBLE HOLE	SINGLE CENTER HOLE	CAST IRON PLUG IN SINGLE HOLE	TWO PLUGS	7" LARGE RECESS	OBLONG HOLE
11 1/2"	18"	74M32X	NL*	LB	T	TT	TC	P	PP	RB	RG
13 1/2"	20"	74M43X	NL*	LB	T	TT	TC	P	PP	--	--

*Less bolt and worm gear

Series 74MAC • Recessed Cover with Spiked Frame

- Designed primarily for sidewalk installations.



■ Meter Box Cover

- Designed to fit into frame for sidewalk installations.

■ Meter Box Frame

- Special cast iron anchoring spikes designed to allow stability of the frame when installed in concrete walks or driveways.
- Allows an 11 1/2" clear opening.
- Centering lugs for 18" or 20" tiles.

FRAME AND COVER MODEL NUMBERS

COVER SIZE	TILE SIZE	BASIC MODEL NO.	OPTIONS (Add To Model Number)												
			NON LOCKING	LARGE BOLT	RECESSED TOUCH PAD	DOUBLE RECESSED PAD	OFFSET RIGHT SINGLE HOLE	DOUBLE HOLE	SINGLE CENTER HOLE	CAST IRON PLUG IN SINGLE HOLE	TWO PLUGS	SEWER SPECIAL	NON-LOCKING COVER W/HOOK	7" RECESS	OBLONG HOLE
11 1/2"	18"	74M32AC "C" type cover	NL*	LB	R	RR	T	TT	TC	P	PP	SW	E	RB	RG
11 1/2"	20"	74M3AS "A" type cover	NL*	LB	R	--	T	TT	TC	P	PP	--	E	RB	RG

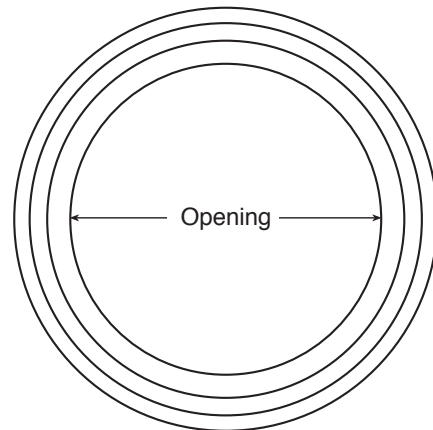
*Less bolt and worm gear

■ Extension Rings

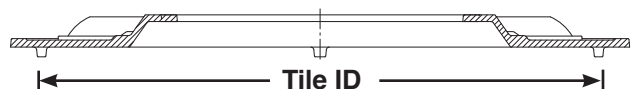
- Extension rings adapt 24", 30", and 36" tile I.D. sizes to an 18" or 20" opening.



Note: 24" Ring does not include Support Ribs



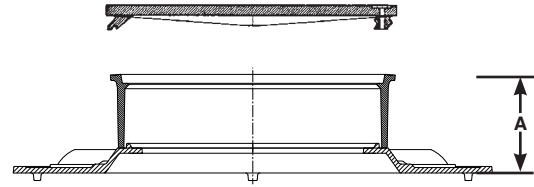
MODEL	OPENING	TILE SIZE
74MX1	18"	24"
74MX2	20"	24"
74MX3	18"	30"
74MX4	20"	30"
74MX5	20"	36"
74MX6	18"	36"



Meter Box Frames and Covers

Series 74M • Monitor Cover, Riser & Flange for Large Settings

- Extra heavy cover available.
- Inner lid available for frost protection.
- Provides 20" clear opening access to meter.



■ Meter Box Cover

- Designed to rest in recessed top of ring.

■ Meter Box Riser Ring

- Provides 20" opening to meter setting.

■ Meter Box Flange

- Available for 24", 30" or 36" tile I.D. size

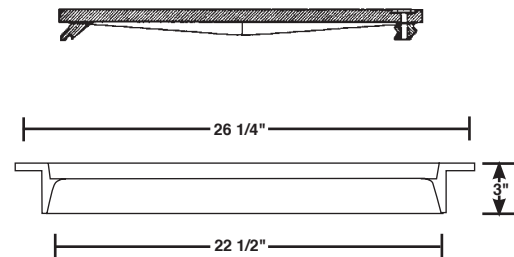
FRAME AND COVER MODEL NUMBERS

COVER SIZE	TILE SIZE	A DEPTH	BASIC MODEL NO.	OPTIONS (Add To Model Number)											
			X HEAVY MON. COVER	XX HEAVY MON. COVER	NON LOCKING	LARGE BOLT	RECESSED COVER TOUCH PAD	OFFSET RIGHT SINGLE HOLE	DOUBLE HOLE	CAST IRON PLUG IN SINGLE HOLE	TWO PLUGS	CAST IRON INNER LID	SEWER	OBLONG HOLE	
20"	24"	7 1/2"	74M24	H	HH	NL*	LB	R	T	TT	P	PP	IL	SW	RG
20"	30"	8"	74M30	H	HH	NL*	LB	R	T	TT	P	PP	IL	SW	RG
20"	36"	8"	74M36	H	HH	NL*	LB	R	T	TT	P	PP	IL	SW	RG

*Less bolt and worm gear

Series 74MPR • Round Pit Ring & Cover

- Round pit ring is made up of a 26" flanged ring and a 20" cover.
- Extra-heavy covers and double extra-heavy covers are available for use with light traffic.




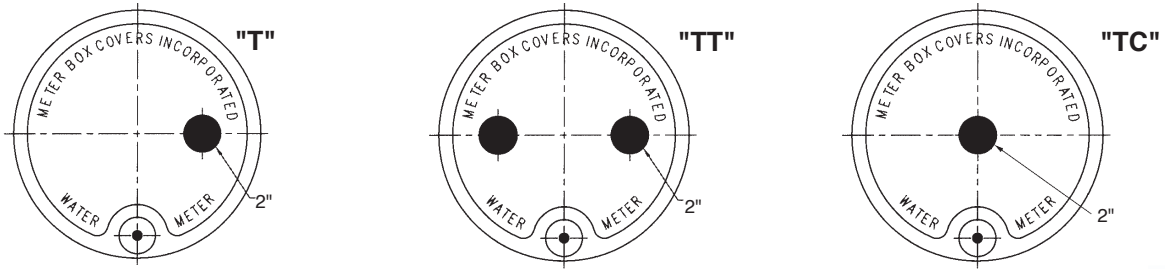
FRAME AND COVER MODEL NUMBERS

COVER SIZE	FLANGE RING O.D.	COVER WEIGHT	BASIC MODEL NO.	OPTIONS (Add To Model Number)								
			NON LOCKING	LARGE BOLT	RECESSED COVER TOUCH PAD	OFFSET RIGHT SINGLE HOLE	DOUBLE HOLE	CAST IRON PLUG IN SINGLE HOLE	SEWER	TWO PLUGS	OBLONG HOLE	
20"	26"	Standard	74MPR10	NL*	LB	R	T	TT	P	SW	PP	RG
20"	26"	X Heavy	74MPR11	NL*	LB	R	T	TT	P	--	PP	--
20"	26"	XX Heavy	74MPR12	NL*	LB	R	T	TT	P	--	PP	--

*Less bolt and worm gear

Covers and Inner Lids for A, C, M, R and X Styles

Right offset, double offset and center holes available

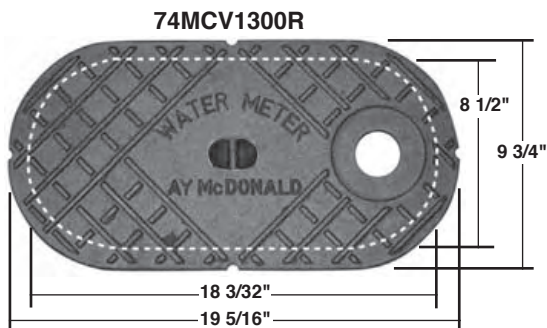


Top Covers Only

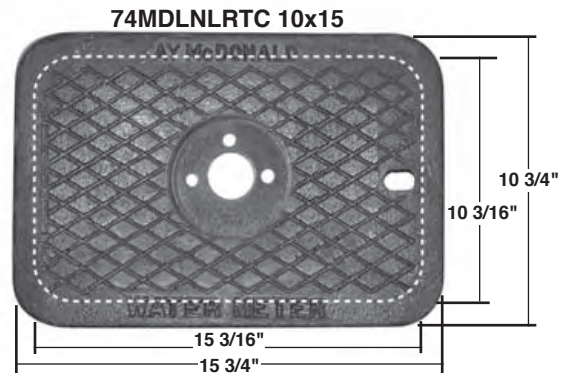
COVER MODEL NUMBERS

BASIC MODEL NO.	OPTIONS (Add To Model Number)																
	X HEAVY MON. LID	XX HEAVY MON. LID	NON LOCKING	LARGE BOLT	RECESSED TOUCH PAD	DOUBLE RECESSED PAD	OFFSET RIGHT SINGLE HOLE	DOUBLE HOLE	SINGLE CENTER HOLE	CAST IRON PLUG IN SINGLE HOLE	TWO PLUGS	SEWER SPECIAL	NO MARKING	NON-LOCKING COVER W/HOOK	7" RECESS HOLE	OBLONG HOLE	
74MAL8	--	--	NL*	LB	--	--	--	--	TC	P	--	SW	NM	--	--	--	
74MAL95	--	--	NL*	LB	--	--	--	--	--	--	--	--	--	--	--	--	
74MAL115	H	--	--	LB	R	--	T	TT	TC	P	PP	--	--	E	RB	RG	
74MAL15	--	--	NL	LB	--	--	T	TT	TC	P	PP	--	--	--	--	--	
74MCL8	--	--	NL*	LB	R	--	--	--	TC	P	--	--	--	--	--	--	
74MCL115	--	--	--	LB	R	RR	T	TT	TC	P	PP	SW	--	E	RB	RG	
74MCL15	--	--	NL*	LB	--	--	T	TT	--	P	PP	--	--	--	--	--	
74MXL115	--	--	NL*	LB	--	--	T	TT	TC	P	PP	--	--	--	RB	RG	
74MXL135	--	--	NL*	LB	--	--	--	--	TC	P	--	--	--	--	--	--	
74ML20	H	HH	NL*	LB	R	--	T	TT	--	P	PP	--	--	--	--	RG	

*Less bolt and worm gear



These are non-standard covers. Contact factory to verify cover will fit your application.

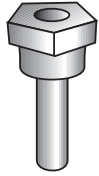


Meter Box Frames and Covers

Accessories

Worm Gear Lock Assemblies

74MSBA - Small Bolt (standard) assembly
74MLBA - Large Bolt assembly



Pentagon bolt
74MSB - Small Bolt (standard)
74MLB - Large Bolt



Plastic washer - 74MPW

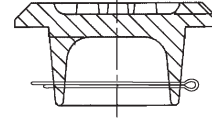
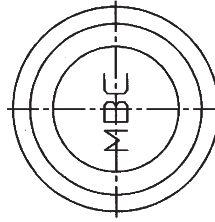


Copper washer - 74MCW



Worm gear - 74MG

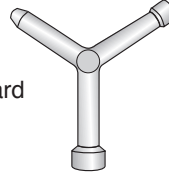
Cast Iron Plug



74MCIPL -
Cast iron plug
with cotter pin

Key

74MKEY -
For standard
and large
pentagon

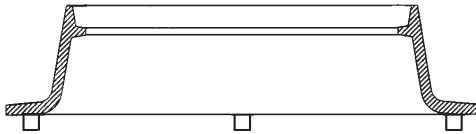


Cotter Pin

74PN -
Cotter pin
only

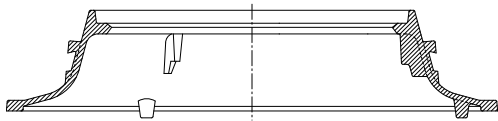


Frames Only



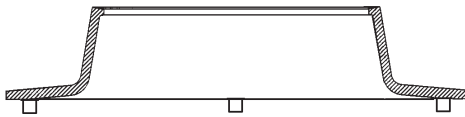
A Frame

74MAF15X8 - Uses 8" Cover
74MAF15 74MAF18 74MAF20 74MAF21
Uses 11 1/2" Cover



AC Frame

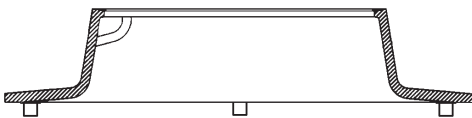
74MACF18 74MASF20
Uses 11 1/2" C Cover Uses 11 1/2" A Cover



C Frame


74MCF18X8 - Uses 8" Cover
74MCF15 74MCF18 74MCF20 74MCF21
Uses 11 1/2" Cover

74MCF18x15 74MCF20x15
Uses 15" Cover

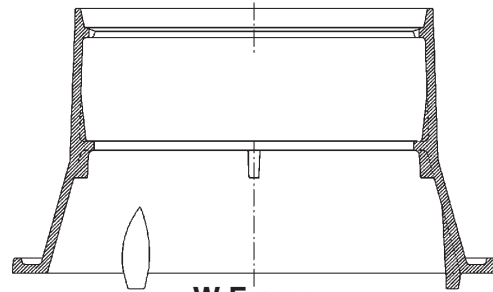


X Frame

74MXF18 - Uses 11 1/2" Cover
74MXF20x135 - Uses 13 1/2" Cover




Pit Ring - 74MR1010




W Frame

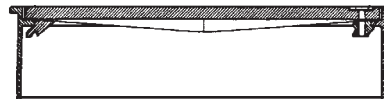
74MWF15 74MWF18 74MWF20 74MWF21
Uses 11 1/2" Cover



5 1/2" Optional Riser Ring for A or W Frame
74MWR - Uses 11 1/2" Cover



Monitor Riser Ring
74MR1000 - Uses 20" Cover



Monitor Riser Ring and Cover
74MRH - Heavy Cover 74MRL - Standard Cover
Uses 20" Cover



Monitor Flange
74MF1000 24" 74MF1010 30" 74MF1020 36"